



Greater Noida World School

Sun Sand, Summer.....Yipee
It's Summer Vacation
Prep



Dear Children

We are sure that all of you must be enjoying your holiday. You must have started making plans to visit your grandparent's, relatives and friends and watching T.V. during the day.

We wish that you enjoy every minute of this long break with your family and friends. It will be a treat if you are able to find time to visit the zoo, parks and monuments, learn new things, explore new areas near your house, play indoor and outdoor games, read as many story books as you can.



Guidelines for Parents:

1. Holiday homework should be done under parental guidance and not by the parents.
2. The child should have a fixed time daily for doing assignments.
3. Before coloring, guide him / her on how to color in the same direction.
4. Reading books is fun. Inculcate the habit of reading in your child.
5. Nurture your child's interest – be it art, music, dance or anything else.
6. Let him/her pursue a hobby of his /her own choice.
7. Please train your child to become independent in his daily chores.
8. Print outs of Practice Worksheets (mentioned as 'Print') to be taken separately in order to complete them.

At Home

1. Help to keep the house clean, clear the toys, books or craft after you have finished playing with it.
2. Be polite while speaking and talk softly.
3. Help your mother to clear the table.
4. Inculcate proper toilet habits.
5. Remember to converse in English throughout.

We are giving you a variety of fun filled activities and worksheets which you can do during the break. Do them neatly and nicely. Kindly submit the Holiday Homework by **10th July' 17.**

Wishing all of you very enjoyable and fun packed summer break. See you on **3rd July 2017.**



Help your child become a caring human being by developing the following habits like:

- Wishing and welcoming guests.
- Spending time with grandparents.
- Giving respect to his/her elders and loving his/her younger ones.
- Keeping the house clean.
- Helping you in arranging the dining table.
- After eating, keeping his/her plate in the kitchen.
- Arranging his/her toy shelf.
- Watering the plants.
- Taking care of pets. (In case, you have any)

HYGIENE:



- Trim your nails regularly.
- Brush your teeth twice a day.
- Take a bath every day.
- Wash your hands before and after meals.
- Always throw garbage into the dustbin and keep your surroundings clean.
- Never throw things out of the windows of the car or school bus.
- Switch off lights/fans when you leave the room.
- Save water by closing the taps after use.



GOOD HABITS:

Encourage your child to use four magical words – **PLEASE, SORRY, THANK YOU** and **EXCUSE ME**.





Home work is to be done subject wise in a scrap book. Decorate the cover also.

- English :-**
1. Make a **Picture Dictionary** using at, an, am, ap, ag, ab family words (2 picture each).
 2. Eng Book— Do the page no.13-23 & page no. 32-37.

Hindi :-

1. Make a **Picture Dictionary** using words (1 picture each):-
अ, आ, इ, ई, उ, ऊ, ऋ, ए, ऐ, ओ, औ, अं , अः
2. Hindi Workbook (सुनहरी धूप) pg. no. 5 to 10 (इ – अः).

Maths:-

1. Book: Do pg no. 7 & 8
2. Paste 1 picture each for following concepts.
 - i) Tall & short
 - ii) Big & Small
 - iii) Fat & Thin
 - iv) Long & Short

E.V.S.:-

1. **Me and My City**-Take a tour of your city with your family. Visit different places click photographs of various places and paste these photos in the scrap book.

Or
2. **Me and My Garden**:- Go to your nearby garden, you will come to see different flowers, trees, plants etc. Have a walk in the park, then collect 5 different types of flowers and 5 different types of leaves and paste them in your scrap book.
3. Paste the Pictures of-
 - a) The President of India
 - b) The Prime Minister of India
 - c) The Chief Minister of Uttar Pradesh.
 - d) Any 5 sports personalities from different sports.

Art :-

Happiness in togetherness- Make a photo frame and paste a family photograph. Label all the family members.

Activities to Enjoy:-

1. **I am special**- Learn how to write your name. Memorize your address and phone number too.
2. **Calendar reading**- Learn name of days in a week and name of months in a year.
3. **Plants are friends too** - Take a small pot and sow a few seeds of your choice at the beginning of the vacations. Give it a name. Nurture it and then draw a picture of your product on a drawing sheet before coming to school.
4. **Beat the heat**- Make summer drinks like, lemonade, lassi, fruit smoothies or sherbets. Take your parents help.



English - Worksheet (Print)

Find the 'ed' words . One has been done for you.

| | | | |
|-----|-----|-----|-----|
| Cap | bed | gab | fab |
| Lad | tap | red | fed |
| led | ban | ted | tan |
| zed | pad | wed | lab |

bed

Write the 'an' words:-

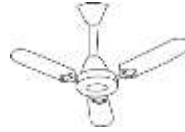
i) I go to school in a v_____.



ii) My mother cooks omelet in a p_____



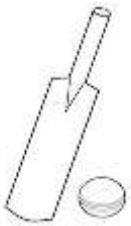
iii) Please switch off the f_____.



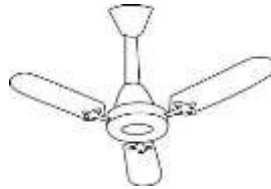
iv) I drink juice from the c_____



Create the words: (Print)



b _____



f _____



c _____



p _____

Create the 'at' and 'an' words.

r_____

h_____


j_____

d_____


m_____

c_____


Write the 'at' words and draw their pictures (print)



h_____



b_____



c_____

Read the story a loud

Pam and Tam

Sam was boy. He had a cat. She was a fat cat.

Her name was Pam. Pam, the cat has a hat.

*Pam, the fat cat likes jam. Pam sat on the mat
and ate the jam and had a nap. Ssshh! Is that a
rat. Yes, that is Tam, the rat. Tam, the rat has a
bag . Tam, the rat has come for the jam. Pam can
see Tam the rat, she ran and Tam ran too. They
ran and ran. Pam sat on the mat, Tam sat on the
hat. Pam did not like that."Who is that?" says Pam*

The fat cat. " I am Tam. I am not a bad rat." Says Tam. Tam sat on his lap.

That..... was..... that!!

***(Use a highlighter, mark and read the three letter words . Read the story with the help of
your parents.)***

Maths- Worksheet (Print)

Write each missing number.

| | | | | | | | |
|----|--|----|----|----|--|--|----|
| 1 | | 3 | | 5 | | | 8 |
| 9 | | 11 | | 13 | | | 16 |
| 17 | | 19 | | 21 | | | 24 |
| 25 | | 27 | | 29 | | | 32 |
| 33 | | 35 | | 37 | | | 40 |
| 41 | | 43 | | 45 | | | 48 |
| | | | 49 | 50 | | | |

h-Worksheet (Print)



Write the missing numbers: 1 to 20.

Before

11 12

— 13

— 19

— 12

— 18

After

16 17

16 —

4 —

11 —

15 —

Comparing Numbers

Directions: Compare the numbers with $>$, $<$, or $=$.

$6 \bigcirc 11$

$8 \bigcirc 3$

$1 \bigcirc 4$

$5 \bigcirc 5$

$2 \bigcirc 7$

$9 \bigcirc 4$

$8 \bigcirc 6$

$0 \bigcirc 2$



$3 \bigcirc 8$

$6 \bigcirc 1$

$5 \bigcirc 2$

$4 \bigcirc 4$

$8 \bigcirc 6$

$10 \bigcirc 5$

$3 \bigcirc 2$

$6 \bigcirc 4$

Hindi-

Worksheet (print)

सही अक्षर पर गोला लगाओ



इ (अ) ए



औ इ ओ



ए उ अ



अं ओ ए



अं औ इ



ए आ ई



अ: ओ ऐ



ऊ ओ इ



ई उ इ



अं ओ ऊ



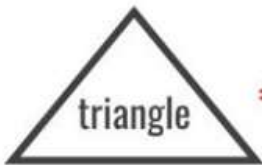
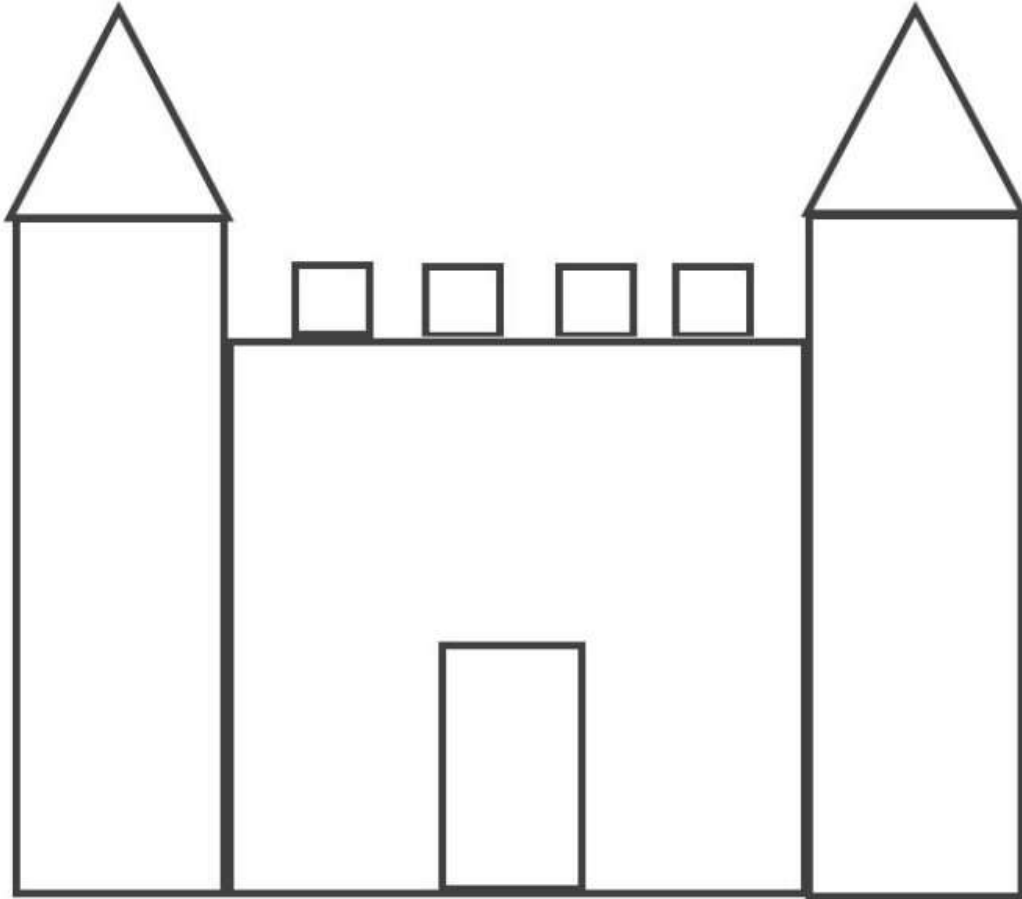

औ ऋ आ



ई उ ऊ

Shape Coloring

Color in each shape according to the chart.



= red



= green




= blue



= yellow

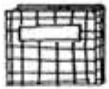
Find the classroom objects and colour it.



pencil



ruler



book



bag



glue



eraser



chair

Read and learn (Sight Words)

| | | |
|-------|--------|-------|
| All | Into | That |
| Am | Like | There |
| Are | Must | They |
| At | New | This |
| Ate | No | Too |
| Be | Now | Under |
| Black | On | Want |
| Brown | Our | Was |
| But | Out | Well |
| Came | Please | Went |
| Did | Pretty | What |
| Do | Ran | White |
| Eat | Ride | Who |
| Four | Saw | Will |
| Get | Say | With |
| Good | She | Yes |

Happy holidays