

**Greater Noida World School**  
**Holidays Homework Class 1**  
**SUBJECT - MATHEMATICS**

1. Match the following :-

A	B
1	three
2	five
3	one
4	seven
5	two
6	nine
7	four
8	six
9	eight
10	ten

B. Write backward counting 50 to 1:-


C. Write the number before:-

- a) ..... 15
- b)..... 18
- c)..... 4
- d) ..... 13

D. Write the number after :-

- a) 8.....
- b) 10.....
- c) 18.....
- d) 25.....

--	--

E. Connect the dots and colour.



### Subject-Hindi

- स्वर एवं व्यंजन को एक कॉपी में लिखकर लाएंगे ।
- ए – 4 शीट पर फलों और सब्जियों के चित्र चिपकाएंगे ।
- आ , इ , ई की मात्रा के चार-चार वाक्य बनाएंगे ।
- सुनहरी धूप में पेज न. 25 की कविता ( बादल आया –जल बरसाया ) कॉपी में लिखेंगे ।

नोट – उपरोक्त दिया गया गृहकार्य एक नई अभ्यास पुस्तिका में करे ।


### Subject-English

1. To improve your child's handwriting please make them to write a page daily in a thin four lined book.
2. Worksheets (2) provided

## A NOUN PUZZLE

A noun is a word that names a person, place or thing.  
Use the colour code to colour the spaces that have nouns and find the hidden picture.

Colour Code
Nouns that name things – Orange
Nouns that name places – green
Nouns that name people or animals – blue
Other words – light blue



Write a sentence using one of the nouns you found.

---

---

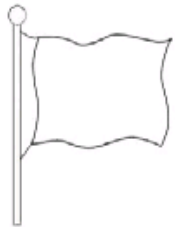
---

---

## English

Pick the correct blend from the column given below and write in the box to complete the word.

fl	pl	sl	cl	gl
tr	fr	gr	br	st



\_\_\_ag



\_\_\_ar



\_\_\_unk



\_\_\_ad



\_\_\_ush



\_\_\_ass



\_\_\_eep



\_\_\_ug




\_\_\_own



\_\_\_ass



\_\_\_ant



\_\_\_uck



\_\_\_ock



\_\_\_ate



\_\_\_ower

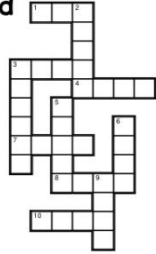


\_\_\_uits

SUBJECT-Environmental Science

1. Solve the crossword:

Body Parts Crossword



Across

1 a \_ \_



3 f \_ \_ t



4 h \_ i \_




7 e \_ \_ s



8 h \_ \_ d



10 e \_ r \_



Down

2 m \_ t \_



3 f \_ \_ g \_ r



5 t \_ \_ th



6 h \_ \_ d



9 n \_ s \_



2. Draw a line to match the picture to the right word:



taste



sight



smell



hear



touch

3. Prepare a table mat – Paste two A-3 sheets. Paste pictures of fruits on one side and vegetables on the other. Cover it with a polythene sheet or get it laminated.